

GB
Please read the instructions carefully before commencing assembly

F
Lire attentivement les instructions avant de commencer le montage

E
Leer atentamente las instrucciones antes de comenzar el montaje

D
Lesen Sie bitte die Anweisungen sorgfältig durch, bevor Sie mit dem Zusammenbauen beginnen

Live: Normally Brown / Red
Neutral: Normally Blue / Black

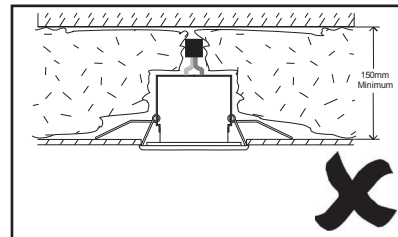
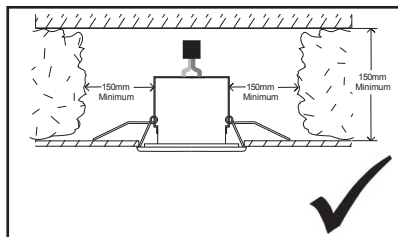
Phase: Normalement Brun / Rouge
Neutre: Normalement Bleu / Noir

Fase: Normalmente Marro / Rojo
Neutro: Normalmente Azul / Negro

Phase: Normalerweise Braun / Rot
Nulleiter: Normalerweise Blau / Schwarz

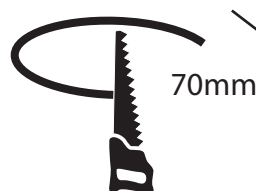

1

**TURN OFF POWER!
COUPEL LE COURANT!
STROM ABSHALTEN!
CORTE CORRIENTE!**

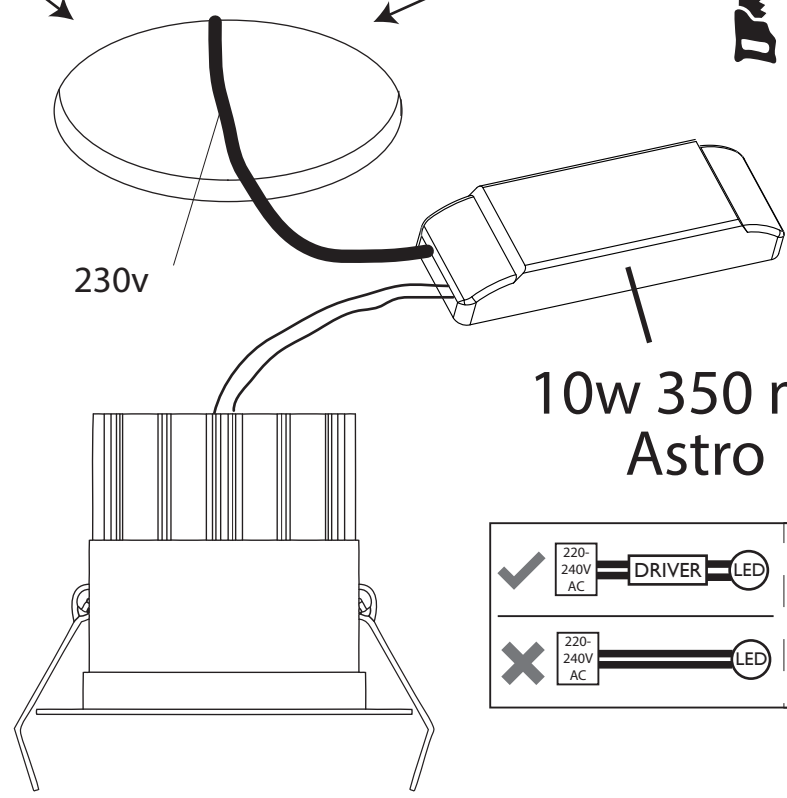
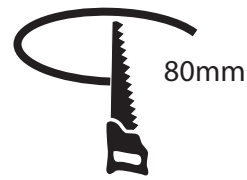



Not suitable for covering with thermal insulation.
Nicht für die Abdeckung mit Wärmedämmung geeignet
Ne peut être recouvert de matériaux d'isolation
No apto para cubiertas con aislamiento térmico.

5667 Vetro Rd



5668 Vetro Sq



✓	220-240V AC — DRIVER — LED	⚠ Do not connect LED directly to mains supply. Driver must be used.
✗	220-240V AC — LED	⚠ Ne pas brancher les LED directement sur le secteur. Uniquement via driver.
		⚠ Die LED darf nicht direkt an 230V angeschlossen werden. Hierzu wird ein Konverter benötigt.
		⚠ Non collegare direttamente alla corrente. Utilizzare il driver.